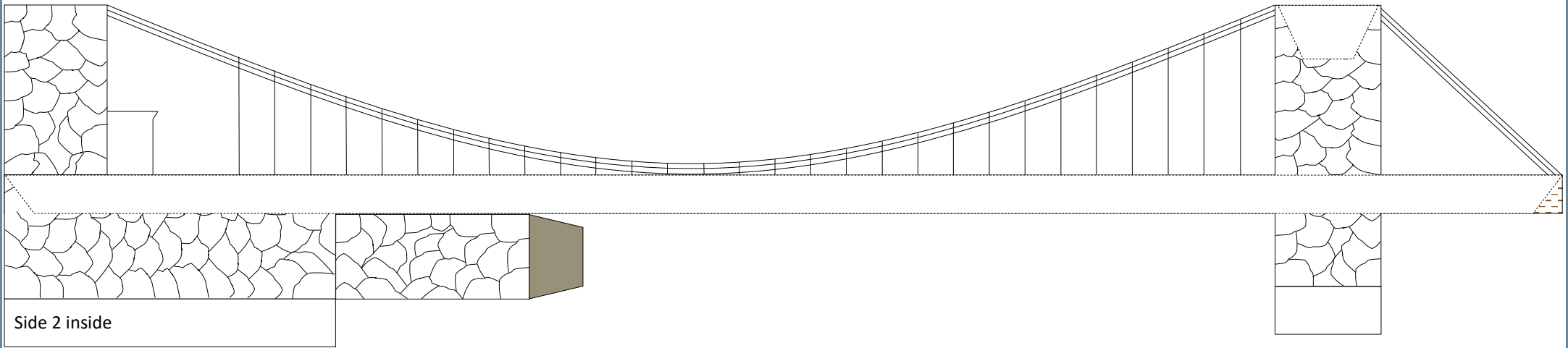


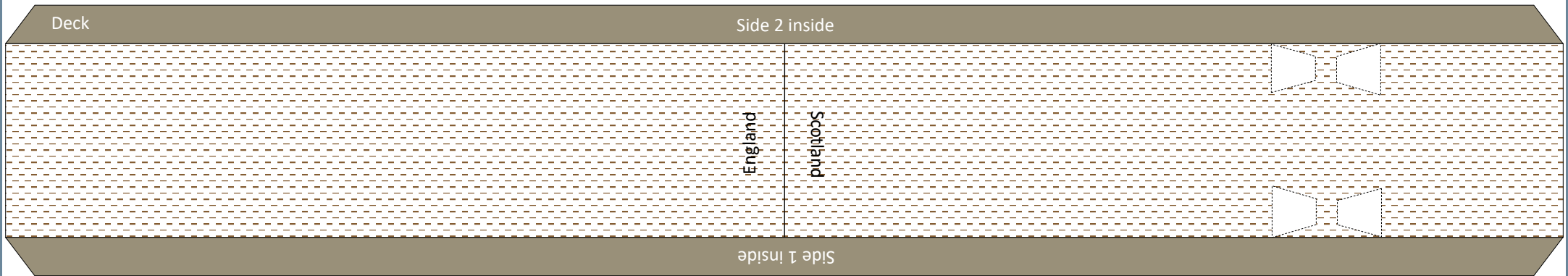
Side 1 outside

Side 1 inside

Side 2 outside



Side 2 inside



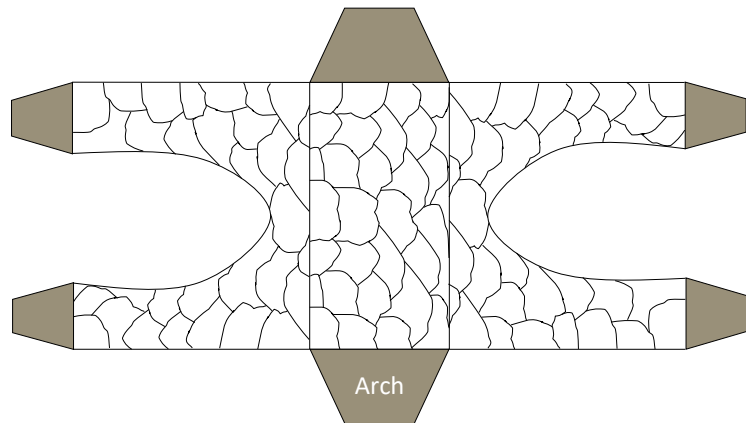
Deck

Side 2 inside

England

Scotland

Side 1 inside



Arch

"Help, I'm stuck!" Instructions:

1. Cut out all of the pieces, including these instructions, and keep these in front of you.
2. Glue both *Side 1* pieces together so that they are back to back. Do the same for *Side 2*.
3. On the *Deck*, fold the long glue tabs and stick onto the inside sides of the bridge.
4. Fold the *Arch* along all the lines and stick onto the deck and sides using the glue tabs. **This is the trickiest bit!**
5. On *Side 2*, fold under the stone support that goes underneath the bridge and glue in place using the tab.
6. Fold in the support feet at the bottom of the towers and do a **happy dance**!
7. When the bridge was built in 1820, it helped to transport people, goods, and animals across the river Tweed. Can you find or make some model animals to cross your bridge? Maybe fuzzy cotton wool sheep? **Pink plasticine pigs?**